



## FEATURES




### MINIMAL FOOTPRINT

The MFS 1500 features a compact, modular design that integrates seamlessly with a variety of directional drills and mud pumps. Its mobility and space-saving structure allow it to be positioned precisely where and when it's needed, enhancing flexibility and efficiency on the jobsite.



### HIGH EFFICIENCY SEPARATION

The multi-stage filtration system utilizes elliptical motion scalping shakers to remove large cuttings, followed by four 4-inch desilter hydrocyclones achieving excellent solids recovery down to 24 microns.

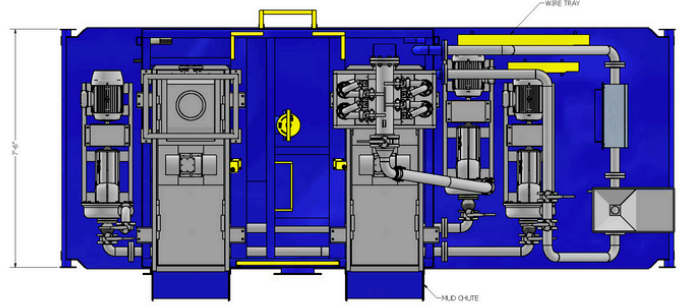
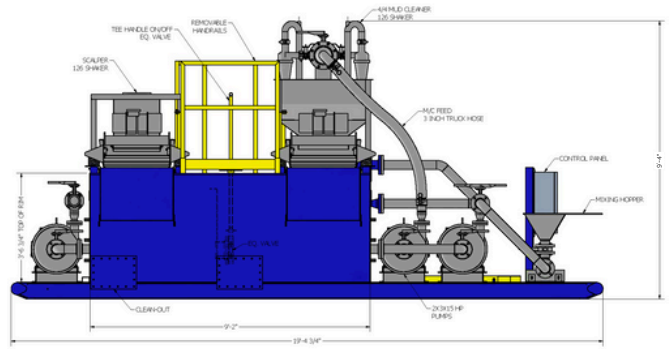
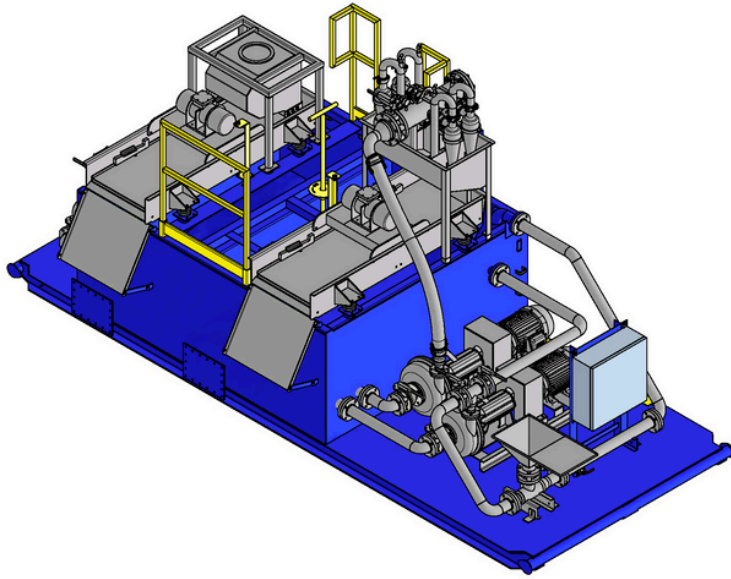


### OPTIMIZED MUD MIXING

3-inch Mud Mixing Hopper with Venturi Jet provides quick and uniform incorporation of drilling additives into the mud stream – ensuring stable and consistent fluid properties throughout the drilling process.

## 200 GPM MUD FILTRATION SYSTEM 24-MICRON PARTICLE SEPARATION CAPABILITY

# MFS 1500



## EQUIPMENT

<b>SHAKERS</b>	<b>2</b>	TFI 126E Elliptical Motion Scalping Shakers 2 Screens Per Shaker Shaker Bed Area 12 ft <sup>2</sup> (1.1 m <sup>2</sup> ) Screen Size 25.13" x 36.88"
<b>DESILTERS</b>	<b>4</b>	4 in. (10.2 cm) Hydrocyclones
<b>PUMPS</b>	<b>2</b>	2x3 250 Series Centrifugal Pumps with 15HP Electric Motors
	<b>1</b>	2x3 250 Series Centrifugal Pumps with 20HP Electric Motors
<b>MUD GUNS</b>	<b>2</b>	Stationary Mud Guns
<b>HOPPER</b>	<b>1</b>	TFI 3 in. Mud Hopper with Venturi Jet

## WEIGHT AND DIMENSIONS

<b>WEIGHT</b>	12000 lbs. (5443 kg)
<b>LENGTH</b>	19 ft. 4¾ in. (5.8 m)
<b>WIDTH</b>	7 ft. 6 in. (2.3 m)
<b>HEIGHT</b>	9 ft. 4 in. (2.8 m)

## TANK CAPACITIES

<b>MAX CAPACITY</b>	1511 gal (5.72 kL)
<b># OF TANKS</b>	2
<b>SCALPER TANK</b>	657 gal (2.49 kL)
<b>DESILTER TANK</b>	854 gal (3.23 kL)

## GENERAL SPECIFICATIONS

<b>INLET SIZE</b>	3 in. (7.62 cm)
<b>OUTLET SIZE</b>	3 in. (7.62 cm)
<b>CONTROL PANEL</b>	Centralized Weatherproof NEMA 4x Control Panel
<b>POWER REQUIREMENTS</b>	67 AMPS
<b>CORROSION CONTROL</b>	Chemical/Abrasion Resistant Mastic Tank Lining
<b>FRAME TYPE</b>	Skidded

## OPTIONAL ADD-ONS

<b>PIT PUMP</b>	TFI 3 in. Semi-Submersible
<b>GENERATOR</b>	75 kW 460v/60Hz
<b>TRAILER</b>	Gooseneck/Pintle/Integrated
<b>WIRED REMOTE</b>	Pit Pump/Charge Pump
<b>WINTERIZATION</b>	Tank Heaters, Pipe Insulation +
<b>BRANDING</b>	Custom Colors and Logos
<b>ELECTRICAL</b>	XP Package

TRIFLO INTERNATIONAL RESERVES THE RIGHT TO MAKE CHANGES IN ENGINEERING, DESIGN AND SPECIFICATIONS; ADD IMPROVEMENTS; OR DISCONTINUE MANUFACTURING AT ANY TIME WITHOUT NOTICE OR OBLIGATION. EQUIPMENT AND DEPICTIONS SHOWN ARE FOR ILLUSTRATIVE PURPOSES ONLY AND MAY DISPLAY OPTIONAL ACCESSORIES OR COMPONENTS SPECIFIC TO CERTAIN MARKETS OR REGIONS.

© 2025 TRIFLO INTERNATIONAL. ALL RIGHTS RESERVED. PRINTED IN THE U.S.A. PLEASE RECYCLE

